

The Predictor Model

At the turn of the 20th century, science was dramatically altered by the discovery of general relativity by Albert Einstein. By that discovery in 1905, ordinary people were given the potential to learn that things in our everyday lives are indeed relative to each other. Regardless of what our focus falls upon, economics, relationships, income, position in life, education, etc., etc., we are able to measure things relatively instead of in provincial, dogmatic terms.

More important, but less understood, was Einstein's discovery that time and space are actually the same thing. Two different sides of the same coin so to speak. His findings led him to the belief that "space is geometry". While these principles have done little to further the welfare of the everyday Joe and Jane, their repercussions in science have been enormous. In effect, what it did was to bring science to a whole other level of understanding of the universe and the physical world that we live in. What it did not do is awaken the masses to the profound possibilities of human life.

Basically, humankind for the most part has either misunderstood, disregarded purposely, and/or failed to understand the true meaning and application of scientific concepts throughout the centuries such as Einstein's relativity and many others, especially in relationship to prognostication.

A New Age of Enlightenment

We are now at a time in history where that is all about to change dramatically. We are about to experience on an everyday mundane level, a concept of science, the universe and man's meaning as well as the nature and character of afterlife, on a truly profound level. This is occurring because of a new concept of the universe called

Global Scaling Theory. Isn't it ironic that this theory has come to light at the turn of the century just as Einstein's relativity and so many others before that have, as well.

At this point, lets look at Global Scaling Theory on a fundamental level. It may be of interest that Global Scaling Theory is very much the basis of how we at the Gilchrist Institute for the Achievement Sciences have been able to make such accurate socio, political, economic forecasts over the last dozen years.

At this point, a brief example of Global Scaling's relationship to human behavior and understanding is in order. If you think about the fact that everything in our material reality is made up of molecules and atoms that are so infinitely small that they can only be perceived through a microscope when isolated, it leaves one stymied by the entire process of physical reality. How is it possible that this paper we are reading is made up of billions of individual molecules and why is it not falling apart in my hands. The answer to this is found in Global Scaling Theory. Basically, Global Scaling Theory defines the abstract way in which the human brain interprets the universe as well as how the universe itself functions. Global Scaling Theory explains how our brain enables us to take huge numbers of parts and put them together into a comprehensive picture! By this theory, time does not flow in a linear manner, but compresses and decompresses in a complicated mathematical rhythm. The end result of this process is we experience things linearly but we process things geometrically.

A Valid Predictor

Now I know some of you are thinking, "what if something else causes a change to occur? After all, I do have free will." There are some things that cannot be changed! We all know that (such as death and taxes). The problem with most of the other things

we can change is this; most people will not take the time, energy or interest to make the change and since most won't believe in it, the change doesn't occur.

Moreover, we are embarking into a cutting edge science. That means errors and mistakes will occur. That's why we don't do daily and weekly predictions as we do with some of our membership. What we do predict, we are very sure of, or, it is so important as we see it that its worth the risk of being wrong – such as the upcoming December 11 date!

Here is another thought concerning prediction: *Prediction is about something hidden that we are capable of knowing! Things we are not capable of intellectually handling, we can't predict.*

Utilizing this same system, we are projecting a major market move on or about December 11.

Historical Data

Global Scaling Theory was formally discovered in 1982. Shortly after that, we at the Gilchrist Institute discovered, beyond any question of a doubt, that this concept was known by our ancestors! The ancients had knowledge of this as far back as 5,000 years ago!! I have incontrovertible, mathematical, geometric proof of this fact.

Therefore, we can speak unequivocally of this theory.

Why has this not been made known before? There are several basic answers to that question. The first is once again the great restrictors - fear, ego, ignorance and self-deception. Humankind has not reached a significant level of potential that would enable them to achieve the levels we are at today. For instance, development of the internet as a means of communication and education.

The other reason is fodder for the conspiracy fanatics. Basically, however, people with power whether it be governmental, religious, social or whatever are not willing to surrender that power, especially not willingly; neither are they willing to share it, especially with the masses!

But that is all over now. We are reaching a time of new beginnings in human history that is going to truly bring us to an age of great change and for some, of enlightenment.

Our prognostication system begins with the actual placement of real events in a time/space chart. From there, an analysis of the energy of the events is established. The energy of the event, person, etc. is called their fundamental frequency of energy (FFE). The user can implement this data by reproduceable processes to formulate interpretations about the probable course of the process.

Additionally, when we establish an “escape rate” of energy, we can then predict events within a high degree of probability. A simple example would be determining how much time it would take one to run out of money if they spent it at a certain rate.

Moreover, we have discovered that the FFE dictates our focus (attention) and also structures our concepts (beliefs). The resulting expression is a result of both actions. We can then construct a model utilizing data from any or all of the three (focus, concept, expression) to measure and predict.

As is the case with our stock market predictor, we have models of predicting individual and group dynamic events. Briefly, we accomplish this by measuring the energy of any number of factors, events. Although energy cannot be destroyed, we can trace its direction and its power (such as frequencies). This can all be translated into

“event probability”, which leads us to our prediction model which we call: Living Systems Prognostication.

Living Systems Prognostication (LPS)


The basic components of our living systems theory are mathematics, in particular, geometry, harmonics, fractals and ratios, all of which are found in Global Scaling.

It functions by concepts such as convergence and divergence. Convergence reflects limiting behavior or action sequence toward an end. For example: ones life has a convergence point, that being death.

Divergence may be some unrestricted growth or chaotic behavior. Other functions are self organization (the ability to generate order naturally), cross disciplines (using totally different systems interchangeably, such as physics with health) and wholism (looking at the entirety while including the parts – everything is part of a whole).

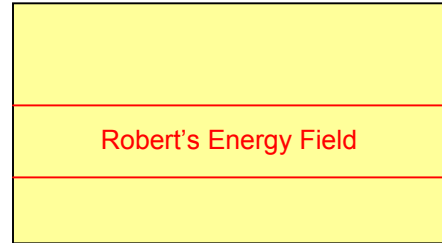
Here is a rough schematic of Global Scaling creating our daily reality.

Fig. 1



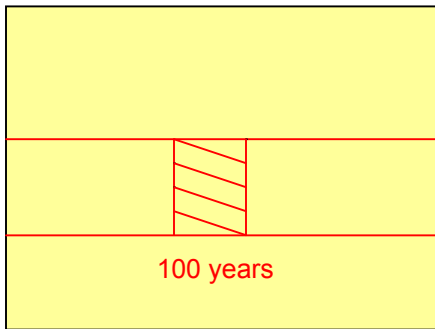
An Energy Field.

Fig. 2



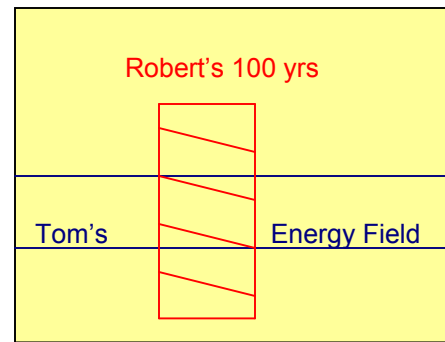
Robert's Field created by Energy Compression. Once created it runs on indefinitely.

Fig. 3



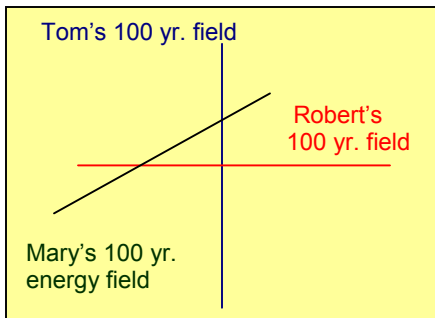
Robert's lifetime of say 100 yrs within his infinite energy field.

Fig. 4



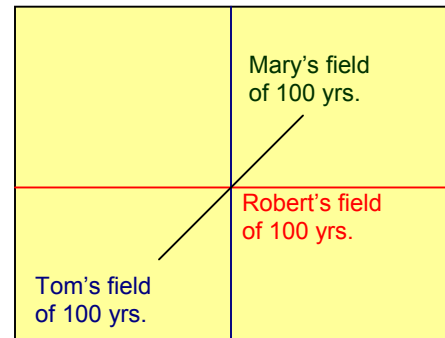
During Robert's 100 yrs., his energy field is intercepted by Tom's energy field.

Fig. 5



During Robert and Tom's 100 yr. field, they both meet Mary – at different times. Since the angle at which Mary intersects Tom and Robert's field is less than those of Robert and Tom, she is not going to have the same impact on them as they have on each other.

Fig. 6



Here, Robert and Tom "know" Mary at the same time. She has equal impact on both due to her energy angle.

The same process applies to the stock market!!

Suffice it to say this, that over the next several years, you will hear more and more about Global Scaling Theory and its interpretations concerning your everyday reality. Eventually, it will become the mainstream of our thinking, whether we like it or not! This is one of those theories that cannot be denied and will not go away; nor will it be successfully rejected, not by science nor by our everyday concepts of the world by which we now live. Put another way, reality comes home to roost!